



CANINE



Vcheck Progesterone



For Determining Optimal Breeding Results

Progesterone is a hormone produced by the ovaries and placenta that helps prepare and maintain the uterus for pregnancy. Vcheck canine Progesterone is an in vitro diagnostic test kit for the in-clinic, quantitative measurement of progesterone concentration in canine serum. Progesterone levels begin to rise around the time of LH (Luteinizing Hormone) surge. Thus, the production starts prior to ovulation at the end of proestrus and reaches increased levels at the time of ovulation. Vcheck's canine Progesterone test allows for the identification of optimal breeding dates and reproductive disorders, allowing veterinarians to quickly prescribe decisive treatment plans.

Clinical Applications

- To determine optimal breeding dates
- To predict parturition dates or time a Cesarean section
- To detect reproductive disorders such as split heats, delayed puberty, silent estrus or hypoluteidism

Specifications

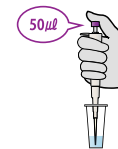
Species	Canine
Sample Type	Serum 50 µl
Measurement	Quantitative
Range	1 - 30 ng/ml
Testing Time	15 minutes
Storage Condition	2 - 8° C

Simple Testing Procedure



Dilute Sample

Use a 50 µl pipette to draw 50 µl of sample and add to the assay diluent tube (100 µl).



Mix & Incubate

Use the same pipette to mix the sample by pipetting 5 - 6 times.



Measure

Add 100 µl of incubated sample to the sample well of the test device and press [START].

Product Name

Vcheck cProgesterone

Product Number

VCF122DD

Product Type

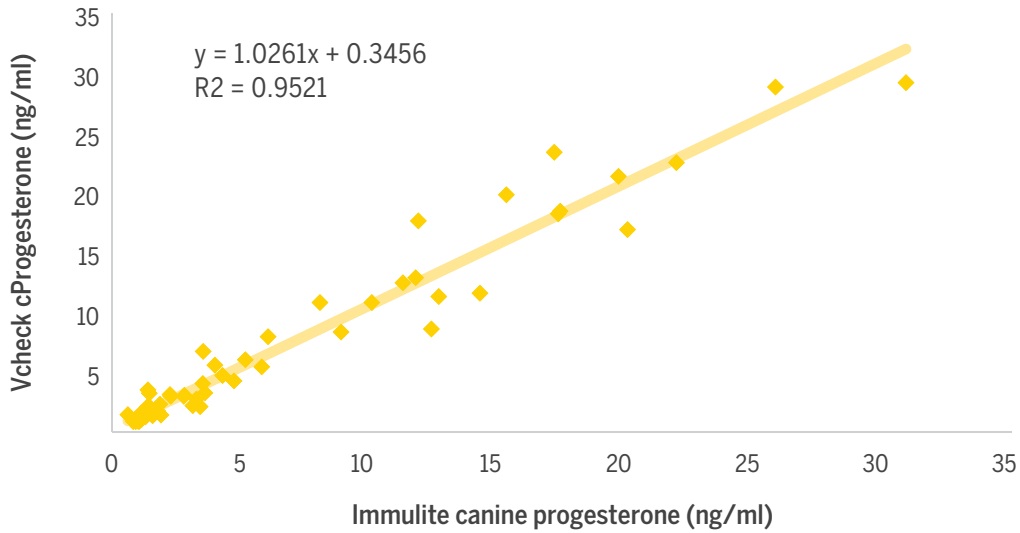
Device

Packing Unit

10 Tests/Kit

A Closer Look: Progesterone

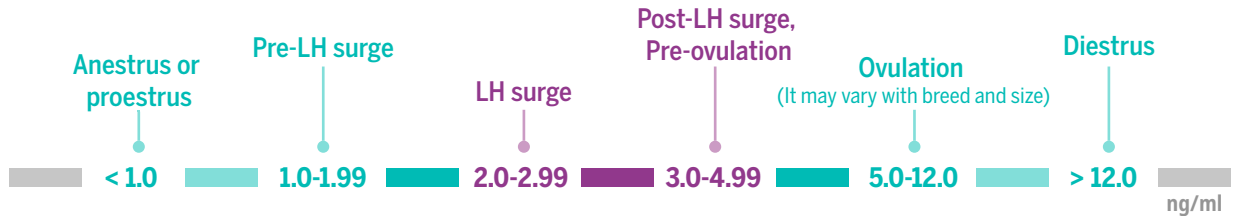
Vcheck cProgesterone has great correlation with reference method (chemiluminescent assay). The chemiluminescent assay is used in reference laboratories.



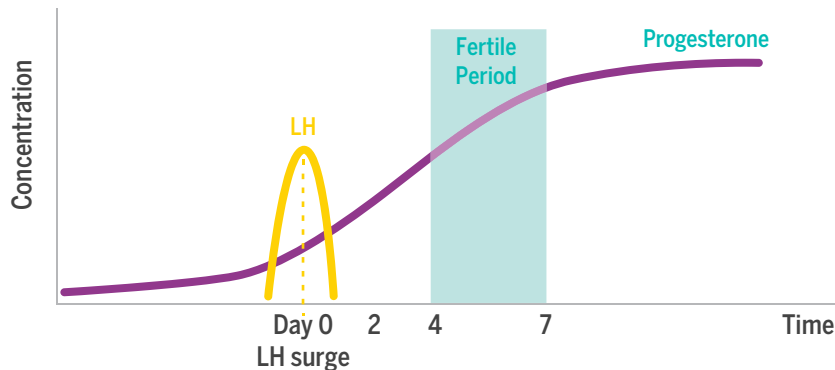
Specific Clinical Application

Serial progesterone measurements should start 3 to 4 days after a bloody vulvar discharge is first noted. Progesterone testing should continue every other day until determination of ovulation and onset of the fertile period.

Natural breeding – ideally breed every other day while the female is showing signs of standing heat. If only 2 breedings will be performed, attempt to breed 4 and 6 days after the progesterone-predicted LH surge. Fresh or chilled semen – ideally, inseminate 3 and 5 days after the progesterone-predicted LH surge. The fertility chart below is for reference and may vary with individual dogs.



Peak fertility typically occurs 4-7 days after the LH surge (or 2-5 days after ovulation).



For More Information:
bionote.com
customerservice@bionote.com
 800-727-5169

More From Bionote Vcheck Analyzers

All of Bionote's Vcheck biomarker tests are available for use on the Vcheck V200 and V2400 analyzers.

